

M01

MANUAL



MOON
LIGHT
MOUNT

GOPRO
CAMERA
MOUNT

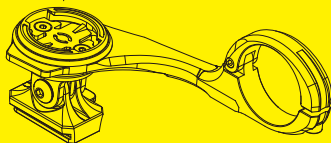
GARMIN
COMPUTER
MOUNT

WAHOO
COMPUTER
MOUNT

Read this manual carefully before installation and keep for future reference. Visit www.moon-sport.com for manual updates.

CONTENTS

- M-01 (Handlebar Mount XL)
- RB-28 (MOON light adapter for GoPro mount)
- M-01-J (GoPro mount joint)
- M-GA (Garmin insert)



OPTIONAL ACCESSORIES:

- RB-27 (MOON light adapter for GoPro mount)
- M-BR (BRYTON insert)

COMPATIBILITY

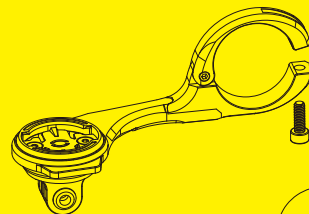
- 31,8MM HANDLEBARS
- GARMIN EDGE 1030, 1000, 820, 810, 800, 520, 510, 500
- WAHOO ELEMNT, ELEMNT BOLT, ELEMNT MINI
- GOPRO STYLE ACTION CAMERAS
- MOON LIGHT MODELS USING RB-25/ RB-26 HANDLEBAR BRACKET

WEIGHT:

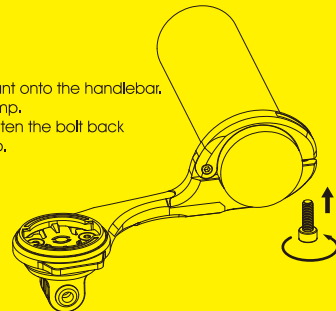
45g (excluding RB-28 & M-01-J)

INSTALLATION – HANDLEBAR MOUNT

1. Open the upper clamp by removing the bolt.



2. Install the mount onto the handlebar.
3. Close the clamp.
4. Install and tighten the bolt back into the clamp.

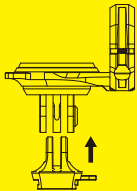


INSTALLATION – MOON LIGHT

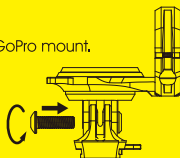
1. Removing the bolts on GoPro mount.



2. Install the RB-28 onto the GoPro mount.



3. Install the bolt back into the GoPro mount.



4. Slide the MOON light into the RB-28 until clicks into place.
5. Adjust the light to desired angle, then tighten the bolt.

INSTALLATION - COMPUTER



M-GA



M-BR



GARMIN
COMPUTER
(M-GA)



WAHOO
COMPUTER
(M-GA)



OPTIONAL:
BRYTON
COMPUTER
(M-BR)

INSTALLATION – GOPRO CAMERA

1. Removing the bolt on GoPro mount.
2. Attach camera to the GoPro mount in desired direction.
3. Tighten the bolt.

⚠ Warning

- * The setup procedures are serving for a bike only.
- * Any improper setup or installation which does not follow original design intentions may result in damage of bike and/or personal injury.
- * Check and torque all bolts periodically.

WARRANTY

MOON Products are covered by a ONE YEAR LIMITED WARRANTY from the date of purchase is free from defects in material and workmanship. This warranty does not apply to damage due to heat, physical damage resulting from abuse, neglect, improper repair, improper fit, or alterations of the fixture.

For more information, please contact us at cs@moon-sport.com

ONLINE WARRANTY REGISTRATION

Visit www.moon-sport.com for online warranty registration.