

# M04

## MANUAL



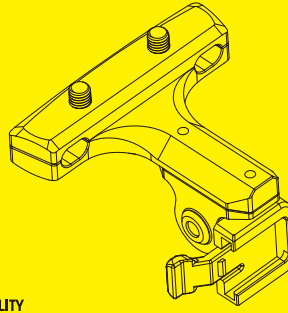
**MOON**  
**LIGHT**  
**MOUNT**  
**GO PRO**  
**CAMERA**  
**MOUNT**

Read This Manual Carefully Before Installation And Keep For Future Reference, Visit [www.moon-sport.com](http://www.moon-sport.com) For Manual Updates.

### CONTENTS

M-04: Saddle Rail Mount

RB-27: Moon Light Adapter For GoPro Mount

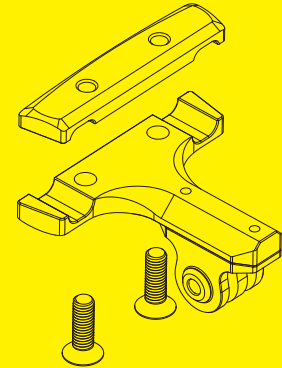


### COMPATIBILITY

- Moon Light Models Using RB-22 Bracket
- GoPro Style Action Cameras


### INSTALLATION – SADDLE RAIL MOUNT

1. Attach M-04 to the rails underneath the saddle.
2. Install and tighten the bolts.
3. Attach the camera in desired direction and tighten the bolt.

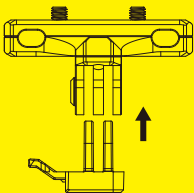


### INSTALLATION – MOON LIGHT

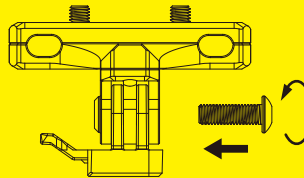
1. Removing the bolt on GoPro mount.



2. Install the RB-27 onto the GoPro mount.



3. Install the bolt back into the GoPro mount.



4. Slide the MOON light into the RB-27 until clicks into place.
5. Adjust the light to desired angle, then tighten the bolt.

### INSTALLATION – GOPRO CAMERA

1. Removing the bolt on GoPro mount.
2. Attach camera to the GoPro mount in desired direction.
3. Tighten the bolt.

### ⚠ Warning

- \* The setup procedures are serving for a bike only.
- \* Any improper setup or installation which does not follow original design intentions may result in damage of bike and/or personal injury.
- \* Check and torque all bolts periodically.

### WARRANTY

MOON Product are covered by a ONE YEAR LIMITED WARRANTY from the date of purchase is free from defects in material and workmanship. This warranty does not apply to damage due to heat, physical damage resulting from abuse, neglect, improper repair, improper fit, or alterations of the fixture.

All customers should contact the local dealer or regional distributor for warranty service. To make a claim, first contact original dealer or distributor. Some issues may be resolved upon the initial call. If return of the product is necessary, use traceable method such as FedEx or UPS. MOON is not responsible for lost or misdirected packages.

Please include your full contact information (name, address, phone number, and email [if applicable]) and a description of the issue.

For more information please contact us at [cs@moon-sport.com](mailto:cs@moon-sport.com).